



Description

Classic LF3/4 is a linear suspension flood light designed to achieve very-high performance for large-surface illumination. The lockable-tilt mechanism opens up a unique possibilities of applications, such as wall-illumination and indirect lighting. The integrated driver is phase-cut dimmable. Installation is designed to be extremely easy. Louver is offered as an accessory to eliminate undesired glare for unique applications.

Features

LED	Nichia NF2L757GRT-V1
Color temperature	2700K/ 3000K/ 3500K/ 4000K
Accessories	Louver
Driver	Integrated class 2 driver, power factor >0.90 Phase dimmable

Performance

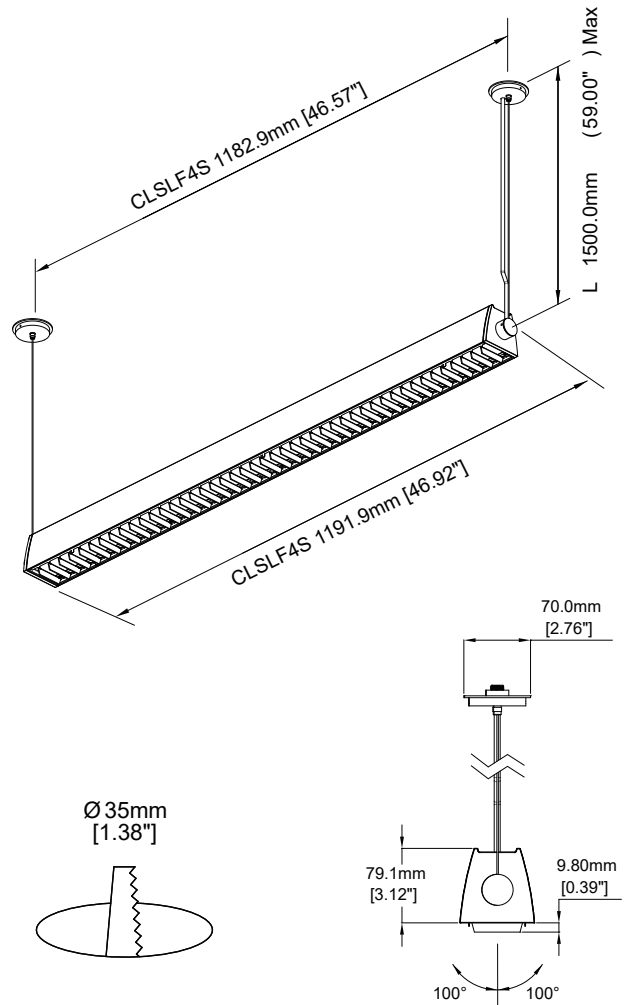
Delivered output	9601 lm
Power consumption	95 W
Color rendering	80+CRI (90 CRI optional)
CBCP	3102 cd

Electrical and Control

Input voltage	See the ordering code
Control	TRIAC/ELV
Feature	Overload & short circuit protection

Ordering Code Information

PRODUCT	MOUNTING STYLE	LUMEN	COLOR TEMPERATURE	FINISH	INPUT VOLTAGE DIMMING	COLOR RENDERING
CLS LF4	S	100	27	WH	3	9
CLS LF4	S Suspension	100 10000 lm	27 (2700K) 30 (3000K) 35 (3500K) 40 (4000K)	WH (White) BK (Black)	3 (120-277V) / DIM on 120V only 4 (220-240V) 7 (277V)	- 80+CRI 9 90+CRI



Construction

Material	Machining Grade Aluminium
Finishes	Black/ White
Lens	Proprietary Optics

Rating/ Certification/ Warranty

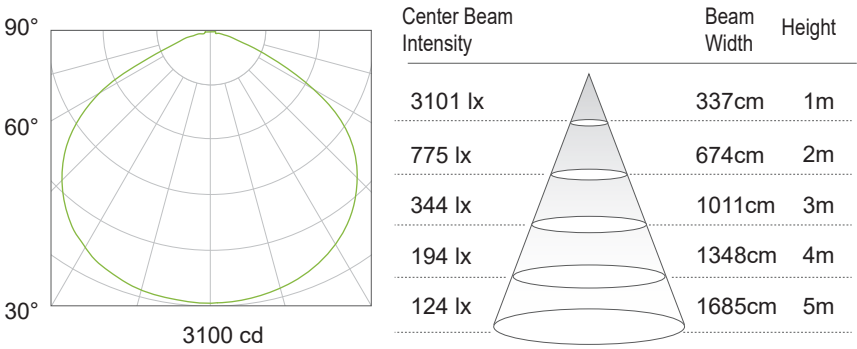
- Dry and damp Locations
- RoHS compliant
- 5 years/ 50,000 hrs warranty

Photometrics

95W | 80CRI | 3000K

Wide 120°

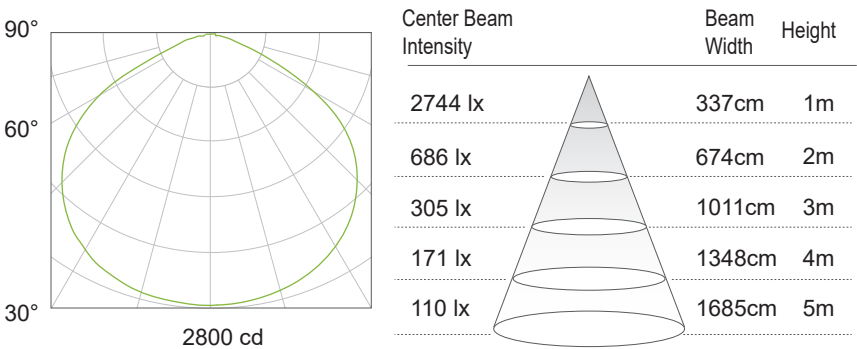
Delivered Ourput : 9601 lm | CBCP : 3102 cd | Beam Angle : 118.6°



95W | 90CRI | 3000K

Wide 120°

Delivered Ourput : 8497 lm | CBCP : 2745 cd | Beam Angle : 118.6°



Optional Accessory

